

KEY NOTES


1 STAGE LIGHTING TO REMAIN.

DEMOLITION GENERAL NOTES



- A. WHERE BRANCH CIRCUIT BREAKERS ARE REMOVED, PROVIDE FILLER PLATES FOR BREAKER SPACES.
- B. CIRCUIT BREAKERS SHALL MATCH EXISTING. CONFIRM SHORT CIRCUIT RATING AND TYPE ON SITE. PRIOR TO FINALIZING PRICING.
- C. UTILIZE SPARE/FREED UP CIRCUITS FROM DEMOLITION AS REQUIRED TO ACCOMMODATE THE ADDITIONAL CIRCUITING REQUIREMENTS IN THE RENOVATION.
- D. PROVIDE NEW TYPEWRITTEN PANEL DIRECTORIES TO ACCOMMODATE UPDATED CIRCUITING. NEW BREAKERS IN DISTRIBUTION PANELS SHALL BE LABELLED USING LAMACODS.
- E. DEMOLISH ALL UNUSED WIRING IN CEILINGS, RESUPPORT REMAINING.
- F. AS INDICATED IN THE GENERAL NOTES, DEMOLITION NOTES, AND KEYNOTES IN THIS DRAWING PACKAGE, UNLESS NOTED OTHERWISE, THE TERM "DEMOLISH" SHALL INCLUDE THE COMPLETE REMOVAL OF THE EXISTING ITEM IDENTIFIED, C/W ASSOCIATED WIRING, CONDUIT AND JUNCTION BOXES BACK TO LAST REMAINING DEVICE OR SOURCE. CIRCUITS FREED UP FROM DEMOLISHED ELECTRICAL, SHALL BECOME SPARE. REFER TO THE RENOVATION DRAWING KEY NOTES FOR FURTHER REQUIREMENTS.
- G. AS INDICATED IN THE GENERAL NOTES, DEMOLITION NOTES, AND KEYNOTES IN THIS DRAWING PACKAGE, UNLESS NOTED OTHERWISE, THE TERM "REMOVE & REPLACE" SHALL INCLUDE THE COMPLETE REMOVAL & REPLACEMENT OF THE EXISTING ITEM IDENTIFIED IN ITS CURRENT LOCATION, WITH A NEW ITEM, UTILIZING THE EXISTING OUTLET BOX AND WIRING. REFER TO THE RENOVATION DRAWING KEY NOTES FOR FURTHER REQUIREMENTS.
- H. AS INDICATED IN THE GENERAL NOTES, DEMOLITION NOTES, AND KEYNOTES, UNLESS NOTED OTHERWISE, THE TERM "RELOCATE" SHALL INCLUDE THE COMPLETE RELOCATION OF THE EXISTING ITEM IDENTIFIED IN ITS CURRENT LOCATION ON THE DEMOLITION DRAWINGS, TO THE NEW LOCATION AS INDICATED ON THE RENOVATION DRAWINGS. INCLUDE ALL LABOUR AND MATERIALS TO REROUTE/EXTEND/REFEED THE EXISTING CIRCUITRY AS REQUIRED TO ACCOMMODATE THE RELOCATION. REFER TO THE RENOVATION DRAWING KEY NOTES FOR FURTHER REQUIREMENTS.
- I. SITE CONFIRM ANY ELECTRICAL WITHIN AREAS OF RENOVATION REQUIRING RELOCATION TO ACCOMMODATE THE RENOVATION.
- J. PROVIDE WIRE AND CONDUIT AS REQUIRED FOR CONTINUITY OF ANY FEEDERS OR BRANCH CIRCUITS ORIGINATING OUTSIDE THE DEMOLITION AREA THAT SERVES ANY ELECTRICAL EQUIPMENT OR DEVICES TO REMAIN AFTER DEMOLITION. MODIFY OR REPLACE AS REQUIRED.
- K. PROVIDE CONDUIT AND/OR COMMUNICATIONS/DATA WIRING AS NECESSARY FOR CONTINUITY OF ANY COMMUNICATIONS/DATA SYSTEMS ORIGINATING OUTSIDE THE DEMOLITION AREA THAT SERVES ANY COMMUNICATIONS/DATA EQUIPMENT OR DEVICES TO REMAIN AFTER DEMOLITION. MODIFY OR REPLACE AS REQUIRED.
- L. PROVIDE BLANK COVERPLATES OVER ALL EXISTING UNUSED OPENINGS.
- M. DEMOLISH ALL ELECTRICAL DEVICES IN WALLS, FLOORS OR CEILINGS TO BE DEMOLISHED. WALLS TO BE DEMOLISHED ARE SHOWN DASHED. CONFIRM EXTENT OF DEMOLITION WITH ALL DISCIPLINE DRAWINGS. DISCONNECT AND REMOVE ASSOCIATED SWITCHES, DISCONNECTS, WIRING AND CONDUIT. REROUTE/EXTEND/REFEED EXISTING ELECTRICAL AS REQUIRED TO MAINTAIN EXISTING SYSTEMS NOT INDICATED TO BE REMOVED.
- N. RELOCATE EXISTING LIGHT SWITCHES AS REQUIRED TO ACCOMMODATE NEW DOOR CONFIGURATIONS.
- O. DEMOLISH ALL REDUNDANT DEVICES AND EQUIPMENT INCLUDING ASSOCIATED SWITCHES, DISCONNECTS, WIRING AND CONDUIT.
- P. DRAWING RECORDS OF THE EXISTING FLOOR PLANS HAVE BEEN COMPILED FROM THE INFORMATION SUBMITTED BY THE OWNER AND FROM SITE OBSERVATIONS AS NOTED BY THE CONSULTANT. THE ACCURACY OF THESE DRAWING RECORDS IS LIMITED TO THE EXTENT OF KNOWN CONSTRUCTION INFORMATION.
- Q. ALL EXISTING VOICE/DATA DEVICES, CCTV CAMERAS, OVERHEAD PAGING SPEAKERS AND INTRUSION DETECTION DEVICES TO BE DEMOLISHED BACK TO SOURCE UNLESS SPECIFIED OTHERWISE. TURN OVER ALL EXISTING CCTV CAMERAS AND HEAD END EQUIPMENT TO OWNER.



LEVEL 1 - LIGHTING DEMOLITION 1
3/32" = 1'-0" EDL2.1



This is a print of a document that has been electronically authenticated with technology authorized by the APEGM. The original is in electronic form.



This drawing must not be scaled. The contractor shall verify all dimensions and other data on site prior to commencement of work. Discrepancies, errors, and omissions are to be reported to Public City Architecture Inc. prior to proceeding with the work.

Drawings and specifications as instruments of service are the property of Public City Architecture Inc. the copyright in the same being reserved. No reproduction or revision to these drawings may be made without the permission of Public City Architecture Inc. and when made, must bear their name. All prints to be returned to Public City Architecture Inc. upon request.

Project
ST. JAMES CIVIC CENTRE

Drawing
LEVEL 1 DEMOLITION - LIGHTING PLAN

Drawn By: AGS Review By: MP
Scale: As indicated Tender No: 1176-2019
Date: 11/06/19
Sheet: EDL2.1